










SOCIALIZATION & DESENSITIZATION WORKSHEET

	 CHILDREN	 MEN	 WOMEN	PUPPY PARTIES     	 WARNING SIGNS + NOTES	DESENSITIZATION CHECKLIST
BEFORE CLASS	TOTAL 5+	TOTAL 5+	TOTAL 5+			Collar, ears, eyes, nose, mouth
WEEK ONE	TOTAL 5+	TOTAL 5+	TOTAL 5+			4 Paws, belly, groin, tail
WEEK TWO	TOTAL 5+	TOTAL 5+	TOTAL 5+			Babies, children, teens, men
WEEK THREE	TOTAL 5+	TOTAL 5+	TOTAL 5+			Playing, singing, crying, laughing
WEEK FOUR	TOTAL 5+	TOTAL 5+	TOTAL 5+			Other dogs, cats, birds, lizards
WEEK FIVE	TOTAL 5+	TOTAL 5+	TOTAL 5+			Sunglasses, hats, masks, helmets,
CHILDREN SUBTOTAL 30+ + MEN SUBTOTAL 30+ + WOMEN SUBTOTAL 30+ = GRAND TOTAL 100+						Cars, trucks, motorcycles
						Skateboards, bikes, scooters
						Delivery-, Post-, Police-, Firemen
						Vacuums, hair-dryers, appliances
						Drills, saws, other power tools
						Wheelchairs, walkers, canes
						Balloons, banners, flags
						Instruments, bands, concerts
						Parks, playgrounds, fairs, schools
						Fires, smoke, BBQs
						Hardware stores, banks, malls
						Horses, cows, sheep, chickens
						Statues, fountains, lawn gnomes
						Elevator, escalator, automatic doors
						Subway, train, trolley
						Parking lot, bus stop, train station
						Festivals, parties, crowds
						Sports, mascots, teams, fans
						Parade, marching bands
						RC Toys, toys with lights or sounds
						Thunderstorms, fireworks
						Loud TV: sports, action movies
						Walking on grates, shiny surfaces

HOW TO USE THIS WORKSHEET

Track your progress as you introduce your puppy to 5 new children, 5 new men and 5 new women every week. By the end of your class, your puppy should have met at least 30 children, 30 men, 30 women and 100 people all together.

Track your progress as you host at least one puppy party each week.

Make note of any warning signs as you introduce your puppy to new people, objects and environments.

Cross off items from the checklist as you expose your puppy to them. The first two rows contain parts of your pup's body that you should practice handling **every day**.

SOCIALIZE SAFELY

While your pup's immunity is still developing, have visitors take off their shoes and keep them away from your puppy. If you take your puppy out, carry your pup over any areas where other dogs may have been.

HOW TO INTRODUCE PEOPLE

First have your pup sit.

Then, give the new person a few pieces of kibble to feed to your puppy while they pet your pup, scratch them behind the ears and hold their collar.

If the person is willing and able, have them lure your pup into a few position changes, or examine their ears and paws, or cradle the pup on their lap.

CHILDREN AND MEN

Take special care when introducing your puppy to children and men, as they are the most likely to do something loud or unexpected that could scare your pup.

Explain how to be gentle with your pup, and give your pup plenty of time, food rewards and praise.

DIFFERENT PEOPLE

It's well worth introducing your puppy to people of different races, people with disabilities, people in uniforms or other interesting clothing, or people with tools or equipment.

If the person is busy or uninterested in meeting your pup you can hand-feed your pup while nearby to help form a positive association.

PUPPY PARTIES

Play music, serve food, have fun, and teach your puppy to enjoy the presence of people, noise and activity. Teach your friends and family how to hand feed, handle and train a puppy. Play pass the puppy and give everyone a turn to cradle, pet, handle and hand feed your pup. Show everyone how to lure your pup to Sit, Stand & Down.

One person should keep a close eye on the pup at all times and make sure they make frequent trips to the potty.

DESENSITIZING

As puppies get older they get more wary of new things and you'll have to be slower, gentler and more careful as you introduce them. If your pup is scared, move away from the scary stimulus and give your pup time and hand feed your pup kibble until they relax. Take a step towards the stimulus and give your pup a tastier treat. Repeat until they learn to love the stimulus.

DEAL WITH ISSUES IMMEDIATELY

Now is the best time to address any issues with fearfulness or reactivity. Your puppy will not grow out of these types of problems, instead the problems will become worse and more difficult to fix as time goes by.

So, if you notice your puppy is wary of meeting anyone, or being near anything, or being in certain environments, give your puppy lots of time and space to get used to the stimuli from a safe distance. Handfeed kibble and treats to form a positive association with the stimulus.

If you cannot resolve the problem immediately, please contact your SIRIUS trainer right away.

FAMILY AND FRIENDS FIRST

We want your pup to meet 100 diverse people, but the most important thing is that your puppy learns to love the people they will see most often: your family and friends. At the very least, make sure your puppy meets everyone in your social circles during the first few weeks they are in your home.